

Make a Difference with Anti-Slip R10 Surface

Experience unmatched safety and elegance with our R10 anti-slip tiles. Designed for advanced grip, these tiles prevent accidents while enhancing the beauty of your space. Enjoy every step confidently and stylishly, every day!



About Unique Surface & Collection

Our R10 anti-slip tiles offer a perfect blend of functionality and elegance, available across three stunning collections: Raw Series, Core Series, and Full Body tiles. These collections bring you a wide range of designs, textures, and colors, all with a matte finish to ensure a sleek yet non-slip surface.

The Raw Series showcases natural, earthy designs that evoke a sense of rustic charm. The Core Series, featuring Digital Full Body tiles, offers intricate, high-definition patterns that enhance depth and dimension.

Finally, the Full Body tiles collection provides unmatched durability with consistent color and texture throughout. Each tile is crafted to provide superior grip while maintaining visual appeal, making it the ideal choice for both residential and commercial spaces.

Our commitment to research and technological excellence ensures that every tile offers superior grip and visual appeal, making them the ideal choice for both residential and commercial spaces. Experience the perfect blend of safety and sophistication with our expertly engineered R10 tiles.

digital
fullbody


FULL BODY
VITRIFIED TILES

Raw
SERIES

core
SERIES



The Ultimate Floor Application

Our R10 anti-slip tiles are designed for ultimate durability, making them perfect for high-traffic areas such as commercial spaces, shopping malls, kitchens, and outdoor patios.

Their superior grip and robust surface ensure safety while maintaining style, making them an ideal choice for both residential and heavy-use environments.



The Rare Features Made for Specially R10

Anti-slip and durable tiles are essential for high-traffic areas like shopping malls and airports. These tiles offer superior grip, even in wet conditions, reducing the risk of slips and falls. Their durability ensures they withstand heavy foot traffic and maintain their appearance for years. Additionally, they are resistant to stains and scratches, making them easy to clean.

With their combination of safety and longevity, anti-slip and durable tiles are an ideal choice for commercial spaces.



Anti-slip



Durable against vehicle traffic on

Available Size -

▶ **9MM**
THICKNESS

600X1200MM

▶ **15MM**
THICKNESS

600X600MM

Available Finishes -

● **MATT FINISH** | **RUSTIC FINISH**

About Unique Surface & Collection

Discover unmatched elegance and safety with our R10 anti-slip tiles, featuring three captivating collections: Raw Series, Core Series, and Full Body Collection. The Raw Series brings earthy tones and natural textures, perfect for a minimalist look. The Core Series showcases Digital Full Body tiles with intricate designs and rich colors, while the Full Body Collection offers timeless durability.

All tiles feature a beautiful matt surface, providing a seamless blend of style, texture, and safety across a wide range of designs and shades.



FULJ BODY
VITRIFIED TILES

Raw
SERIES

core
SERIES

Apricot

THE ACTIVE SURFACE



LARGEST PAVILION OF
FULLBODY TILES

Apricot

● MATT FINISH

600x1200mm | 9mm




**LARGEST PAVILION OF
FULLBODY TILES**



Butter

● MATT FINISH

600x1200mm | 9mm




FULJ BODY
VITRIFIED TILES



Butter

THE ACTIVE SURFACE






Dolphin



THE ACTIVE SURFACE

LARGEST PAVILION OF
FULLBODY TILES




Dolphin

● MATT FINISH

600x1200mm | 9mm



**LARGEST PAVILION OF
FULLBODY TILES**




Graphite

● MATT FINISH

600x1200mm | 9mm



FULJ BODY
VITRIFIED TILES



Graphite

THE ACTIVE SURFACE



Mushroom room



LARGEST PAVILION OF
FULLBODY TILES

Mushroom

● MATT FINISH

600x1200mm | 9mm



LARGEST PAVILION OF
DIGITAL FULLBODY TILES



Raw Bianco

● RUSTIC FINSH

600x1200mm | 9mm
(Random - ∞)



Raw
SERIES

Bianco

THE ACTIVE SURFACE



Raw
SERIES

Slate Grey

THE ACTIVE SURFACE




LARGEST PAVILION OF
DIGITAL FULLBODY TILES


Raw Slate Grey

● RUSTIC FINSH

600x1200mm | 9mm
(Random - ∞)



LARGEST PAVILION OF
DIGITAL FULLBODY TILES



Raw Steel Grey

● RUSTIC FINSH

600x1200mm | 9mm
(Random - ∞)



Raw
SERIES

Steel
Grey

THE ACTIVE SURFACE



Raw
SERIES

Tan

THE ACTIVE SURFACE



LARGEST PAVILION OF
DIGITAL FULLBODY TILES

Raw
Tan

● RUSTIC FINSH

600x1200mm | 9mm
(Random - ∞)



LARGEST PAVILION OF
DIGITAL FULLBODY TILES

Core Cookie

● RUSTIC FINSH



600x600mm | 15mm
(Random - 06)



core
SERIES



Cookie

THE ACTIVE SURFACE



core
SERIES

Dolphin

THE ACTIVE SURFACE



LARGEST PAVILION OF
DIGITAL FULLBODY TILES

Core Dolphin

● RUSTIC FINSH



600x600mm | 15mm
(Random - 06)



LARGEST PAVILION OF
DIGITAL FULLBODY TILES

Core Graphite

● RUSTIC FINSH



600x600mm | 15mm
(Random - 06)



core
SERIES



Graphite

THE ACTIVE SURFACE



core
SERIES

Mush room

THE ACTIVE SURFACE



LARGEST PAVILION OF
DIGITAL FULLBODY TILES

Core Mushroom

● RUSTIC FINSH



600x600mm | 15mm
(Random - 06)



Technical Specification

TECHNICAL DETAILS	STANDARD AS PER ISO-13006/EN176 GROUP Bla	MEAN VALUE OF FULL BODY VITRIFIED TILES	METHOD OF TEST
Deviation In Length & Width	± 0.60%	± 0.10%	ISO-10545-2
Deviation In Thickness	+ 5.00%	+2.00%	ISO-10545-2
Straightness Of Sides	± 0.50%	± 0.10%	ISO-10545-2
Rectangularity	+ 0.60%	± 0.10%	ISO-10545-2
Surface Flatness	± 0.50%	± 0.10%	ISO-10545-2
Glossiness	Gloss Meter	Min. 90%	Glossometer
Water Absorption	≤ 0.50%	E ≤ 0.03%	ISO-10545-3
Breaking Strength	1300 N	1800 N	ISO-10545-4
Abrasion Resistance	Max. 175mm	Max. 145mm ³	ISO-10545-6
Moh's Hardness	Min. 6	≤ 6*	EN101
Frost Resistance	Frost Proof	Frost Proof	ISO-10545-12
Thermal Shock	No Damage	No Damage	ISO-10545-9
Moisture Expansion	Nil	Nil	ISO-10545-10
Thermal Expansion	<9 x 10 ⁻⁶	< 6 x 10 ⁻⁶	ISO-10545-8
Resistance of House Hold Chemical	No Damage	No Damage*	ISO-10545-13
Stain Resistance	Resistance	Resistance*	ISO-10545-14
Slip Resistance(friction Co Efficient)	> 0.40	> 0.40	ISO-10545-17

Packing Details

SIZE	PCS./BOX	WEIGHT / BOX (Approx) MATT	COVERAGE AREA / BOX
600x1200mm (9mm)	2 Pcs.	29.5 Kg.	1.44 mtr ²
600x600mm (15mm)	2 Pcs.	23.5 Kg.	0.72 mtr ²